

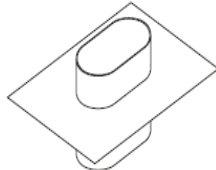
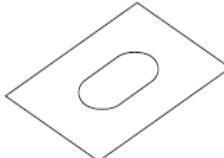




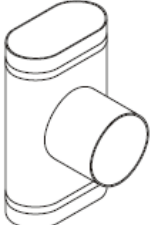
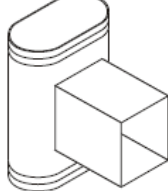
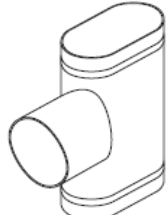


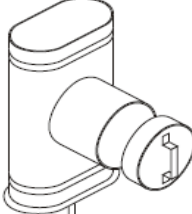
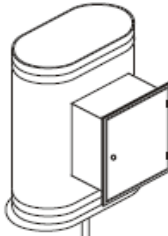
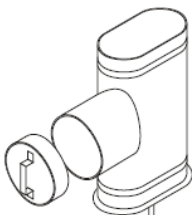
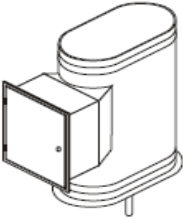
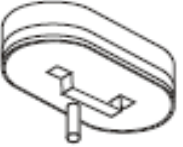
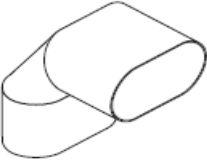
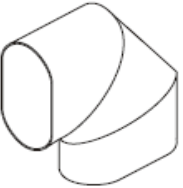

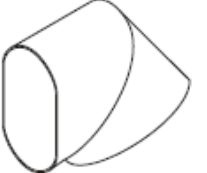
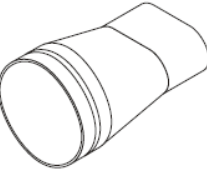


## CHIMNEY OVAL LINERS NIKO STS OVAL B

DRAWING	ELEMENT SYMBOL	Ø DIAMETER			
		PRICE NET (EUR)			
	Rain cap	115x190	120x200	120x220	120x240
		-	100x210	105x230	105x250
	BSO-1	<b>28,57</b>	<b>31,42</b>	<b>34,28</b>	<b>39,52</b>
	Collar	115x190	120x200	120x220	120x240
		-	100x210	105x230	105x250
	BSO-2	<b>20,47</b>	<b>22,38</b>	<b>24,52</b>	<b>26,42</b>
	Cover	115x190	120x200	120x220	120x240
		-	100x210	105x230	105x250
	BSO-3	<b>15,47</b>	<b>17,14</b>	<b>18,33</b>	<b>18,33</b>
	Cover 2	115x190	120x200	120x220	120x240
		-	100x210	105x230	105x250
	BSO-4	<b>24,52</b>	<b>24,52</b>	<b>24,52</b>	<b>24,52</b>
	Pipe 1000mm	115x190	120x200	120x220	120x240
		-	100x210	105x230	105x250
	BSO-5	<b>44,04</b>	<b>46,42</b>	<b>48,57</b>	<b>53,09</b>
	Pipe 500mm	115x190	120x200	120x220	120x240
		-	100x210	105x230	105x250
	BSO-6	<b>26,66</b>	<b>28,33</b>	<b>29,52</b>	<b>31,90</b>
	Pipe 333mm	115x190	120x200	120x220	120x240
		-	100x210	105x230	105x250
	BSO-7	<b>18,80</b>	<b>19,76</b>	<b>20,95</b>	<b>25,71</b>
	Pipe 250mm	115x190	120x200	120x220	120x240
		-	100x210	105x230	105x250
	BSO-8	<b>15</b>	<b>15,71</b>	<b>16,19</b>	<b>17,61</b>

	T-joint 90° with inflow on the wider side	115x190	120x200	120x220	120x240
		-	100x210	105x230	105x250
	BSO-9	<b>50,71</b>	<b>53,09</b>	<b>55,47</b>	<b>60,47</b>
	T-joint 90° with rectangular inflow on the wider side	115x190	120x200	120x220	120x240
		-	100x210	105x230	105x250
	BSO-10	<b>60,47</b>	<b>63,57</b>	<b>66,90</b>	<b>72,61</b>
	T-joint 90° with inflow on the narrower side	115x190	120x200	120x220	120x240
		-	100x210	105x230	105x250
	BSO-11	<b>65,71</b>	<b>69,04</b>	<b>72,14</b>	<b>78,80</b>
	T-joint 45° with inflow on the wider side	115x190	120x200	120x220	120x240
		-	100x210	105x230	105x250
	BSO-12	<b>60,47</b>	<b>63,57</b>	<b>66,90</b>	<b>72,61</b>
	T-joint 45° with inflow on the narrower side	115x190	120x200	120x220	120x240
		-	100x210	105x230	105x250
	BSO-13	<b>78,80</b>	<b>82,85</b>	<b>86,90</b>	<b>94,28</b>
	Access point with plug on the wider side + condensate tray	115x190	120x200	120x220	120x240
		-	100x210	105x230	105x250
	BSO-14	<b>85</b>	<b>87,38</b>	<b>89,76</b>	<b>94,76</b>
	Access point with door on the wider side + condensate tray	115x190	120x200	120x220	120x240
		-	100x210	105x230	105x250
	BSO-15	<b>93,09</b>	<b>96,42</b>	<b>99,52</b>	<b>105,23</b>
	Access point with plug on the narrower side + condensate tray	115x190	120x200	120x220	120x240
		-	100x210	105x230	105x250
	BSO-16	<b>100,47</b>	<b>103,57</b>	<b>106,90</b>	<b>113,57</b>

	Access point with door on the narrower side + condensate tray	115x190	120x200	120x220	120x240
		-	100x210	105x230	105x250
	BSO-17	<b>111,42</b>	<b>115,47</b>	<b>119,52</b>	<b>126,90</b>
	Condensate tray with handle	115x190	120x200	120x220	120x240
		-	100x210	105x230	105x250
	BSO-18	<b>40,71</b>	<b>44,52</b>	<b>47,85</b>	<b>51,90</b>
	Bent pipe 90° (wider side)	115x190	120x200	120x220	120x240
		-	100x210	105x230	105x250
	BSO-19	<b>48,09</b>	<b>50,71</b>	<b>53,09</b>	<b>57,61</b>
	Bent pipe 90° (narrower side)	115x190	120x200	120x220	120x240
		-	100x210	105x230	105x250
	BSO-20	<b>62,38</b>	<b>65,71</b>	<b>69,04</b>	<b>74,76</b>
	Bent pipe 15°, 30°, 45° (wider side)	115x190	120x200	120x220	120x240
		-	100x210	105x230	105x250
	BSO-21	<b>34,28</b>	<b>35,95</b>	<b>37,85</b>	<b>41,19</b>
	Bent pipe 15°, 30°, 45° (narrower side)	115x190	120x200	120x220	120x240
		-	100x210	105x230	105x250
	BSO-22	<b>44,52</b>	<b>46,90</b>	<b>49,28</b>	<b>53,57</b>
	Reduction OVAL/ROUND	115x190	120x200	120x220	120x240
		-	100x210	105x230	105x250
	BSO-23	<b>37,85</b>	<b>40,-</b>	<b>41,90</b>	<b>45,23</b>